



diyblinds
.com.au

Roller blinds

Aussie made designer quality roller blinds

The DIY Blinds way	4
Our easy process	6
We answer your design questions	8
Our feature projects	22
Who we work with	32
We're here to help	34
Our roller blinds	36





Goodbye to the old and hello to DIY Blinds

We're disrupting the blinds industry by turning it digital. Our mission is to have the best customer service and the most hassle-free online shopping experience in the market.

No pushy sales, no commissions and no overheads. Your order is sent directly to our fabulous team, to be custom made in Melbourne, Australia. Saving you time and money.

The DIY Blinds way



We've made buying roller blinds so easy...



Choose samples

Choose your free roller blind samples online, and we'll express deliver them to your door.



Measure up

Measure up like a pro with our online guides, and get a quick price online.



Customise your order

Customise your roller blinds and order online, then we'll take care of the rest.



DIY or professional install

We'll deliver your Aussie made roller blinds direct to you. You install your roller blinds using our easy online guides, or we can professionally install them for you.



“ We custom make your roller blinds in 7 days. ”





Which roller blind option should I choose?

When selecting your roller blinds, think about how you want your blinds to function and to look. You can achieve a bespoke designer look and meet your privacy, light control and thermal insulation needs.

Blockout roller blinds

Recommended for bedrooms and street-facing rooms where complete nighttime privacy is needed. Blockout roller blinds are perfect for darkening your room, so you can sleep better at night and enjoy a daytime movie. They also prevent passers-by from seeing into your home at night. Most of our blockout roller blind fabrics have an acrylic lining for excellent thermal insulation. They help stop heat from escaping from your room in winter, and help keep your home cool over summer.

Light-filtering roller blinds

Recommended for living spaces, bathrooms and rooms where daytime privacy is needed. Light-filtering roller blinds diffuse sunlight, and prevent anyone from looking into your home during the day. Opt for a pale-coloured blind to blend with your walls, and to make your space feel bright and airy during the day. You can hide unwanted external views such as a brick wall or fence with a light-filtering blind, without losing any natural light.

Sunscreen roller blinds

Recommended for rooms with lots of direct sunlight, and for rooms where daytime privacy is needed. Sunscreen roller blinds block 95% of UV rays, to help protect your furniture and flooring from fading. On sunny days sunscreen roller blinds take away the glare and help keep out the sun's heat. They can help lower your cooling bills over summer. Sunscreen roller blinds do not totally remove your views, so you can feel connected to the outdoors.

Window furnishings are excellent thermal insulation

Premium quality window furnishings that incorporate blockout and acrylic linings stop heat escaping from your home in winter, and block cold draughts. Over the summer months, blockout roller blinds deflect the sun's rays and help keep your home cool. Thermal insulation is great news for your home, your energy bills and your carbon footprint.



“ Match your roller blind fabric to your wall colour or window frames. It creates a gorgeously seamless look. ”

Order your free samples online, and get touchy feely with our fabrics.



“ Get a quick price online. Our roller blinds are great value and premium quality. ”

Call or email our design consultants for expert help choosing the perfect fit.

How many fits are available for roller blinds?

Learn about our fabulous roller blind fit options, and get expert advice picking your perfect fit.

Recess fit roller blinds

We love the seamless and discreet look of recess fit blinds. A fantastic choice if you have minimum 50 mm of depth in your window recess and minimal obstructions, so your roller blinds can operate smoothly. Your roller blinds attach inside your recess or window frame. When they're rolled up, you barely notice them at all. Due to the narrow gaps down each side, your roller blinds will let in small amounts of light. They are perfect for living areas, where you don't need maximum light control and privacy.

Face fit roller blinds

Face fit blinds create an optical illusion to make your windows look larger. Face fit blinds attach to the front of your window frame, or straight onto your wall if you don't have window frames. They are excellent for light control, privacy and thermal insulation. They are super functional for bedrooms when combined with a blackout fabric. Face fit blinds are fabulously versatile, because you don't need any clearance inside your recess.



Roll directions explained

A front roll is recommended for recess fit roller blinds. It allows your blinds to skim over any minor obstructions, and your blind fabric lines up nicely with the front of your window recess. A back roll is recommended for face fit roller blinds, so your blind fabric sits closely to your window frame or wall to minimise gaps.

Add a pelmet to complete the look


Our custom-made pelmets are sleek and streamlined. Choose a pelmet in a matching fabric to your roller blind or in a powder-coated metal finish, to finish off the look and hide the fabric roll and brackets. Ideal for both recess fit and face fit roller blinds.

I'm interested in motorised blinds. Where do I start?

Motorisation is a smart and effortless addition to your designer roller blinds. You can use a remote control, smart phone or your voice to control your roller blinds. Motorised roller blinds are child safe, super accessible and look sleek, as you do not need any chains.

DIY Blinds is a recognised Somfy Online Partner

Somfy are leaders in motorisation and home automation, and feature in luxury five star hotels. We're excited to offer premium Somfy technology at great value prices. Control your roller blinds and curtains effortlessly with Somfy-powered motorisation.



Interested in more info?

Learn about the benefits of motorisation on our website.



Wired motorisation

Wired Somfy-powered motorisation is cabled into your home and runs off your electricity. It's perfect for renovations and new builds.

Battery-powered motorisation

Wirefree Somfy-powered motorisation is fantastic if you're putting up roller blinds yourself. This option doesn't need any cabling, and the battery only needs to be charged once a year.

Voice activation

Voice-activated roller blinds are a great addition to your automated home. When you combine Somfy-powered motorised roller blinds with a home automation device such as Amazon Alexa, Google Home and IFTTT, you can open and close your blinds with your voice. Or have your blinds respond to the weather and your daily routine, so you can maintain a more consistent temperature at home and lower energy costs.

“ Plan ahead for wired motorisation in your reno or new build. You'll be glad you did. ”



“ Home automation makes life simple for busy households. Schedule your motorised roller blinds to open and close based on the weather and your daily routines. ”

Use our easy online guide to retrofit your roller blinds with motorisation.

Can I retrofit my existing roller blinds with motorisation?

Of course! Any DIY Blinds roller blind can be retrofitted with Somfy-powered motorisation. You can also retrofit a range of compatible roller blinds. Retrofit your roller blinds to add a touch of effortless luxury at home.

Chains be gone!

It's so satisfying to watch your motorised roller blinds open and close from the comfort of your couch or bed. Because there are no chains, your roller blinds operate smoothly. There is less wear and tear because you never need to touch your blinds, and there is no risk of strangulation for small children.



Is my roller blind compatible with Somfy motors?

Retrofit any DIY Blinds roller blinds you've previously ordered, including regular, double and linked roller blinds. You can also retrofit a range of other roller blind models, as long as the width is larger than 710 mm. You can check our website or call us for a list of compatible models.

How does it work?

Retrofitting motorisation is easy peasy! Slide out the chain drive in your existing roller blind, and replace it with a Somfy battery-powered motor. Double roller blinds need two motors. The Somfy Sonesse 30 is our premium motor, and it comes with a 5 year warranty. It's whisper-quiet, powerful and compatible with leading home automation devices.

Can I combine two roller blinds?

The answer's a definite yes, and we reckon it's worth the extra effort for daytime and nighttime privacy, total light control and thermal insulation. You can combine two separate roller blinds, or choose double roller blinds with regular or slimline brackets.

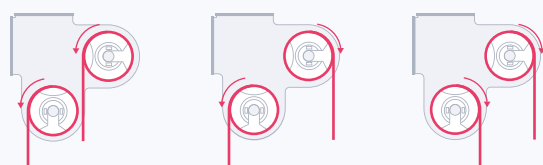
Combined recess fit and face fit roller blinds

Combine recess fit and face fit roller blinds for 24/7 light control and privacy, and for a streamlined designer look. You'll measure up twice and order two custom-made blinds for your window. Choose a light-filtering roller blind for beautifully diffused light, or a sunscreen roller blind to block the sun's glare. A face fit blackout roller blind will maximise nighttime privacy, light control and thermal insulation. There is no additional bulk when combining recess fit and face fit roller blinds, so they will look neat and compact. You'll need at least 50 mm of clearance inside your recess.



Regular double brackets

Roll direction options



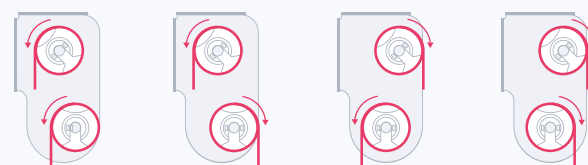
Back back

Front back

Front front

Slimline double brackets

Roll direction options



Back back

Back front

Front back

Front front

Regular double roller blinds

Our regular double roller blinds can be operated independently, but attach to one set of brackets. They can be installed discreetly inside a window recess with at least 150 mm of depth and minimal obstructions, or onto your window frame or wall. Our double roller blind brackets are designed to minimise how far your blinds project into your room. Regular double roller blind brackets are 120 mm x 120 mm.

Slimline double roller blinds

Our slimline double roller blinds have an ultra-slim profile, because the two blinds are stacked vertically to save space. They look fabulous mounted onto your window frame or inside a recess, as long as you have 120 mm of depth and minimal obstructions. Slimline double roller blinds are a great option to minimise how far your blinds project into your room. Slimline double roller blind brackets are 85 mm x 148 mm.



Our roller blinds don't fray. We crush and ultrasonic cut our fabrics, meaning they last longer.

“ Choose textured blind fabrics to add soft texture, and create a luxe vibe in your home. ”



“ Layer sheer curtains over your blinds for a luxe look, and pick from our range of designer textiles. ”



Download our free curtains magazine from our website.



What are the benefits of layering sheer curtains over blackout roller blinds?

Layer sheers over blackout roller blinds for instant softness, texture and drama. Enjoy total light control, daytime and nighttime privacy and incredible thermal insulation with this magic combination.

Thermal insulation meets luxe texture

Layering sheers over blackout blinds is one of our most popular product combinations. Sheer curtains create a soft, relaxed and luxe vibe in your home. Filter daylight with sheer curtains, without losing any lovely natural light. Blockout roller blinds darken your room when needed, provide complete privacy, stop heat escaping in winter and help keep your home cool in summer.

Make your sheers the hero and your blinds smart

Let your sheers take centre stage and be the aesthetic hero. Choose a blackout roller blind fabric to blend with your walls, and for effortless luxury add motorisation. Pair premium motorised roller blinds with your preferred home automation device, so you can schedule your blinds to respond to your daily routine and the weather.



Are roller blinds suitable for corners, extra wide windows and bi-fold or sliding doors?


Indeed they are! Linked roller blinds are perfect for windows that span over three metres, and for bi-fold or sliding doors. Install two custom-made roller blinds in your corner windows.

Roller blinds for corner windows

Roller blinds can work beautifully in corner windows. For a designer look and to minimise gaps for light to pass through, choose two recess fit blinds that meet in the corner. Opt for a front roll for the best window coverage. Have your roller blind span the full width of the window that requires the most privacy and light control. On the opposite window, your roller blind butts up against the full-width roller blind. Use our online guide to measure up your corner windows, or call us for help.

Linked roller blinds are perfect for wide windows and doors

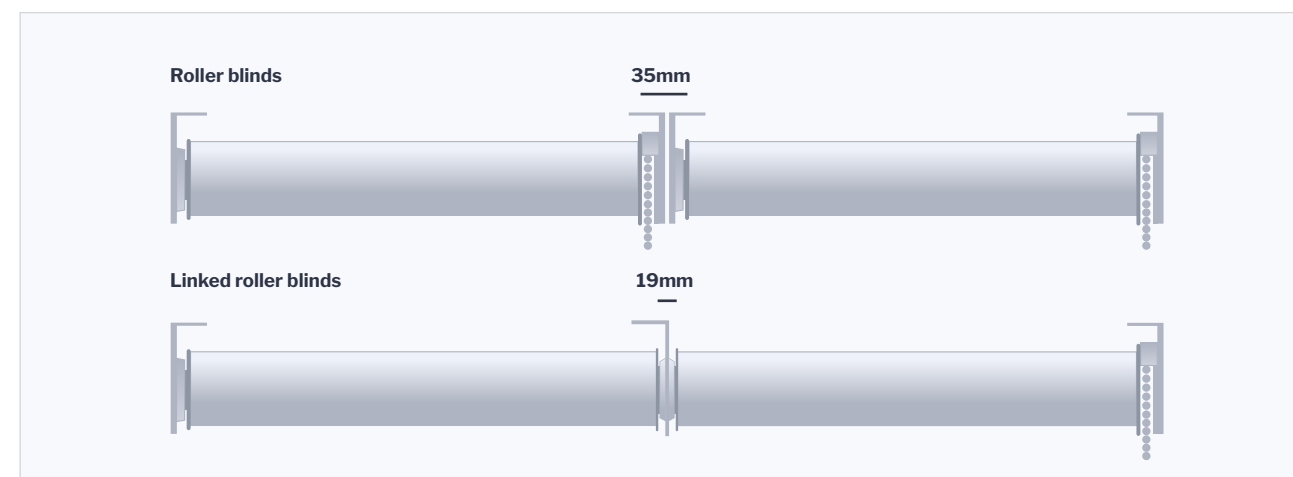
Linked roller blinds are our favourite solution for extra wide windows and sliding or bi-fold doors. Linked roller blinds can span up to 12 metres. They use ultra-slim brackets, which are fantastic for minimising the gap between blinds. Link up to three roller blinds, and control them with a single chain or motor. Or pick a dual control to easily access one side of your doors or windows, without needing to open all your blinds. Match your blinds layout to your window frames or door design, for a look that screams made to measure.



“ Customise the design, layout and control of your linked blinds, so you can easily access your windows or doors. ”

We love to chat!

Give us a call if you have questions about our linked blinds.





Arcos by Graya

This jaw-dropping Brisbane home was constructed by Graya and designed by Joe Adsett Architects. Arcos means arches in Spanish, and this home has curves galore. For effortless luxury, privacy and thermal insulation, Rob and Meghan installed Somfy-powered motorised blackout roller blinds behind their sheers. Their blackout blinds are from our Balmoral range, which is premium quality, great value and beautifully textured. Linen sheers add a soft, relaxed feel and perfectly complement the warm, neutral colour palette.

Rob and Meghan chose:

- Motorised blackout roller blinds from our Jersey range, colour Timber
- S fold sheer curtains from our Allusion range, colour Linen



“ You can have a touch of luxury at home, regardless of whether you’re renovating on a budget or you have a limitless budget! ”





Templestowe Townhouse 1 by Chamberlain Property

Dynamic duo Jess and Matt run successful design and build business, Chamberlain Property. They make home buyers' dreams come true across Melbourne. Their two sleek Templestowe townhouses are sumptuous yet superbly functional family homes.

In Templestowe Townhouse 1, blackout roller blinds work hard to provide light control, nighttime privacy and thermal insulation. They are perfect for the bedrooms, and blend seamlessly with the crisp white walls. Light and airy sheer curtains add softness. They are tactile, filter light in the most incredible way and create daytime privacy.

Jess and Matt chose:

- Blockout roller blinds from our One Block range, colour Ice
- S fold sheers from our Morton range, colour Blanc



DIY Blinds has been awarded best blinds and shutters shop by ProductReview.com.au in 2020 and 2021



“ We love our blackout roller blinds. They help keep our bedrooms warm and private at night. ”





Templestowe Townhouse 2 by Chamberlain Property

Templestowe Townhouse 2 has a completely different floor plan and look and feel to its neighbour, but it's equally lust worthy. It features a bold green kitchen, soothing grey tones and brass accents for warmth. Blockout roller blinds are installed behind the sheers for light control, privacy and thermal insulation. Linen sheers add laidback drama in the kitchen and living spaces, and create a warm, cosy vibe in the bedrooms.

Jess and Matt chose:

- Blockout roller blinds from our One Block range, colour Ice
- S fold sheers from our Allusion range, colour Marzipan (master bedroom) and colour Nougat (kitchen and living spaces).



“ Match your blockout roller blinds to your wall colour. They sit behind our sheer curtains and are neatly inconspicuous, so our luxe sheers take centre stage. ”





Little Willow by Julia and Sasha

Little Willow is a revitalised gardener's cottage on Melbourne's historic Ripponlea estate. Talented design duo Julia and Sasha of the Abbey Collective create classic-meets-contemporary interiors with luxe, feminine touches. They chose designer window furnishings to suit the aesthetic and functional needs of each space. Motorised light-filtering roller blinds with matching fabric-wrapped pelmets bathe the living areas in soft, natural light. Somfy-powered motorisation is the cherry on top, making it super easy to control the roller blinds for daytime privacy and to hide outside views when needed.

Julia and Sasha chose:

- Motorised light-filtering roller blinds from our Metro LF range, colour Dove/White LF



“ Little Willow is light, white and bright with luxe touches. Our motorised light-filtering roller blinds perfectly tie everything together. ”





Alma Road by Hunting for George

Lucy of Hunting for George excels at honouring period features while transforming spaces for smart modern living. In her home Lucy chose custom roller blinds, curtains and shutters. She added Somfy motorisation to her blackout roller blinds for effortless luxury. Motorised blackout roller blinds allow for complete privacy and light control, while sheer curtains create a soft, tactile barrier that frames the space beautifully. Sit back, relax and let her beautiful home with its neutral tones, gorgeous pops of colour and sophisticated design details wash over you.

Lucy chose:

- Motorised blackout roller blinds from our Kew range, colour Whisper
- S fold sheers from our Allusion range, colour Snow



“ Sheer S fold curtains + motorised blackout blinds are a winning combination. ”

Renovating or building?

Share your house plans with us! We'd love to help design your window furnishings.

“ Updating your window furnishings can instantly change the look and feel of your space. ”



Who we work with

We only partner with the most premium brands. Enjoy browsing the innovative and beautiful products that our partners have to offer. When you see something you like, we're just a phone call away.



Texstyle is renowned globally for their premium quality, high-performing and long-lasting window furnishing fabrics. Many of their fabrics are made in Australia. We use beautiful Texstyle fabrics across our roller blinds range, including subtle plain weave fabrics and statement textured fabrics. Create a designer look in your home with Texstyle fabrics.



Somfy is a global leader in motorisation and home automation. We are a Somfy Online Partner, and make premium Somfy-powered motorised roller blinds and curtains available to everyone in Australia. Somfy motors are high quality, whisper-quiet and powerful. They are compatible with global home automation brands like Amazon Alexa, Google Home and IFTTT. Somfy motorisation is a fantastic addition to our designer window furnishings. @somfy_anz



We partner with Shaw Performance Fabrics to source innovative, high quality and great value fabrics for our roller blinds. Our friends at Shaw are inspired by international design trends, which is the reason their roller blind fabrics are so popular with our customers.



Rollese Acmeda is a global manufacturer of high-quality window furnishing hardware systems. Their Melbourne-based Innovation and Design Centre constantly develops exciting new products and technologies. We proudly use Rollese Acmeda components for our roller blinds, to help our customers get a premium designer look at great value prices.



We're here to help

We're right here at every step,
to help you bring your vision to life.

After some design advice?

Our design team is passionate about helping our customers choose roller blinds that fit and function perfectly. We can chat through your ideal look and practical needs like light control, privacy and thermal insulation. You can email a photo of your windows to us, for expert advice choosing a roller blind fit.

Need help installing?

No problem! We offer an installation service.
Just call us and we'll organise it for you.

Something more bespoke?

For new builds and large custom renovations, we can work closely with you to design the perfect window coverings for your home. Feel free to share your house plans with us, and we'll get started.

1300 918 390

info@diyblinds.com.au

Browse our range at diyblinds.com.au

Learn how to measure by scanning the [QR code](#)





We love your windows like our own

Your windows deserve the best, so we make sure our roller blinds are the best too.



Quality materials and design

We use some of the best materials in the world. Our roller blinds range is packed with the latest colours, textures and premium brands.



Best price guarantee

We love helping our customers save money. If you find the same product cheaper elsewhere, we'll beat it by 10%.



Aussie made

At DIY Blinds we custom make your roller blinds in Melbourne, Australia. Rest easy, knowing we have the highest standards going around.



Smarter blinds

Install motorised roller blinds for effortless luxury. We have wired and battery-powered options to suit every home and budget.



5 year warranty

All our roller blinds come with a 5 year warranty, giving you peace of mind for years to come.



Custom made in 7 days

We guarantee a fast turn-around on all roller blinds. There's no need to wait long for your blinds to arrive.

We've got your back

We're a bunch of interior design enthusiasts, and we're obsessed with helping our customers get their dream look.

If you have any questions don't hesitate to call us on **1300 918 390**

For help deciding on a roller blind fit or for design advice, email a photo of your windows to **info@diyblinds.com.au**

To browse our product range visit **diyblinds.com.au**

To learn how to measure scan the **QR code**

